

Online safety

**By the end of
this session,
you'll be
able to...**

Explain what online safety is and what your responsibilities are

Follow our school's online safety approach and procedures

Identify online safety concerns and spot signs for concern

Handle an incident 'in the moment'

Explain what online safety is and what your responsibilities are

Follow our school's online safety approach and procedures

Identify online safety concerns and spot signs for concern

Handle an incident 'in the moment'

Online safety: the risks are real



Select to play video



What is online safety?

Online safety is part of safeguarding:

- We need to safeguard children from potentially harmful and inappropriate experiences online
- Child-on-child abuse (including bullying), sexual harassment and abuse, and extremist radicalisation can all happen online
- It needs a whole-school/college approach



What is online safety?

It means protecting children from **4** main areas of risk:

Content

Contact

Conduct

Commerce



Content

- Being exposed to illegal, inappropriate or harmful material online




Contact

- Being the victim of harmful interactions online



Conduct

- Behaving in a way online that causes harm or increases the likelihood of it



Commerce

- Risks such as online gambling, inappropriate advertising, phishing or financial scams



Online safety is everyone's responsibility

**Midday
supervisor**

**Teaching
assistant (TA)**

Teacher

**Designated
safeguarding lead
(DSL)**

Receptionist

Filtering and monitoring: your role

Filtering and monitoring systems provide a safe environment to learn and work by protecting pupils and staff from harmful and inappropriate content online.

- What's considered harmful depends on each pupil
- Our systems are reviewed at least annually

What's my role?

All staff need to:

- Follow policies and procedures
- Report any problems
- Monitor what's happening on screens

Filtering and monitoring: your role

When should I report a problem? How do I do this?

[Briefly outline what your school's reporting procedures are]

Where should I go if I need to remind myself of this information?

You can find these details in [section/annex] of our [child protection / safeguarding / online safety] policy on our website

The Key > Safeguarding

Explain what online safety is and what your responsibilities are

Follow our school's online safety approach and procedures

Identify online safety concerns and spot signs for concern

Handle an incident 'in the moment'

Online safety: our approach

Briefly summarise the key points of your whole-school/college approach to online safety. These might be part of your child protection/safeguarding policy, or in a separate policy/procedure. For example:

- Children are taught about online safety as part of the curriculum
- We educate parents/carers about online safety by ...
- We have filtering and monitoring systems in place to ...
- We work with our local safeguarding partners to ...

What to do if you have a concern

Follow our policy:

- Add here how staff should follow your safeguarding or online safety policy for reporting concerns, e.g.
 - Speak to our DSL or deputy immediately
 - If they aren't available, speak to someone from the senior leadership team (SLT)
 - Record any concerns using x form

The Key > Safeguarding

Explain what online safety is and what your responsibilities are

Follow our school's online safety approach and procedures

Identify online safety concerns and spot signs for concern

Handle an incident 'in the moment'

Where do online safety issues happen?

Social media (e.g. Instagram, TikTok)

Online chatrooms

Online gaming



Texts and messaging apps (e.g. WhatsApp)

Email

Streaming sites (e.g. Twitch)

Online safety issues in more detail

- Artificial intelligence (AI)
- Financial extortion
- Incidents of sharing nudes and semi-nudes
- Harmful content
- Online child-on-child abuse
- Signs to look out for



Artificial intelligence (AI): concerns to be aware of

Hacking and scams

**'Deepfake'
pornography**

**Fake news and
misinformation**

**AI-generated child
sexual abuse images**

**'Catfishing' and
sextortion**





I don't really know why, but I sent some pictures of myself to this man online ... Looking back it seems obvious, but at the time I felt I had to.

He then said I had to buy him all these online gift cards, or he'd share the photos.

I had no clue what to do.



Incidents of sharing nudes and semi-nudes

Never view, copy, print, share, store or save any form of image, video or livestream yourself, or ask a child to share or download. If you view it by accident, report this to our DSL

Do:

- Talk to our DSL **or deputy** as soon as possible
- Explain to the child that you need to report
- Reassure the child that they will receive support and help

Do not:

- Delete the image or ask the child to delete it
- Ask the child(ren) who are involved in the incident to disclose information about the image
 - This is the responsibility of your DSL
- Share information about the incident with other members of staff, the child it involves or their, or other, parents and/or carers
- Say or do anything to blame or shame any children involved
- Promise confidentially

Harmful content

Pupils might see content relating to:

Eating disorders

Suicide

Self-harm

Terrorism and extremism

Online child-on-child abuse

Bullying via text,
messenger apps or
comments

Exclusion from online
plans

Online humiliation, such
as with a fake account or
a video

Non-consensual sharing
of sexual images



Cyber-flashing

Sexualised online bullying

Unwanted sexual
comments

Sexual exploitation

Use of AI

Look out for ...

Spending more time
online or offline



Unsupervised times
on devices

More emotional
responses to being online

Being secretive about their
phone or what they do online

Signs of sexual
abuse

The Key > Safeguarding


Explain what online safety is and what your responsibilities are

Follow our school's online safety approach and procedures

Identify online safety concerns and spot signs for concern

Handle an incident 'in the moment'

What would you do in the moment? (1)



[Select to play video](#)


What would you do in the moment? (1)

Immediate actions

- Recognise that this is a **cyber-bullying** incident and it's your responsibility to deal with it
- Reassure Chloe that you're taking this seriously and will support her
- Tell Chloe not to delete the messages
- Talk to our DSL **or deputy** as soon as possible – or encourage Chloe to see the DSL/**deputy** with you

Reflection: What did we think we should do? Was this correct?

What would you do in the moment? (2)



[Select to play video](#)

What would you do in the moment? (2)

Immediate actions

- Recognise that this is an incident of **sharing nudes and semi-nudes**
- Reassure Leah, so she feels safe and supported
- Make it clear what will happen next – that you'll need to report what has happened to our DSL
- Talk to our DSL **or deputy** as soon as possible – try to persuade Leah to do so with you, and offer to support her

Reflection: What did we think we should do? Was this correct?

Review: online safety quiz

5 minutes

1. Who is responsible for online safety?
2. Can you name 1 example for each of the 4 main areas of risk to children online?
 - **Content:**
 - **Contact:**
 - **Conduct:**
 - **Commerce:**
3. If you discovered a problem with our filtering and monitoring systems, what would you do?
4. Name 3 places online where children may face safeguarding issues.
5. What signs might suggest that a child is facing an online safety issue? List at least 3.

Review: online safety quiz

1. Who is responsible for online safety?

Everyone

2. Can you name 1 example for each of the 4 main areas of risk to children online?

Content: being exposed to illegal, inappropriate or harmful material (e.g. pornography, fake news, racist or offensive views, radical or extremist views, underage apps, gaming)

Contact: being the victim of harmful interactions (e.g. bullying, grooming, aggressive advertising, pressure to spend money)

Conduct: behaving in a way that causes harm or increases the likelihood of it (e.g. bullying others, or making, sending or receiving explicit images)

Commerce: online gambling, inappropriate advertising, phishing or financial scams

3. If you discovered a problem with our filtering and monitoring systems, what would you do?

Report to our DSL, follow our child protection/online safety policies and procedures

Review: online safety quiz

4. Name 3 places online where children may face safeguarding issues.

- Social media sites, such as X (formerly known as Twitter), Facebook, Instagram, TikTok, and Snapchat, as well as any other website where comments can be left on content a child has created (e.g. YouTube)
- Via email
- In online chatrooms, where children talk to each other virtually
- Texts and messaging apps, such as WhatsApp
- Streaming sites, where someone records themselves doing something live and can receive comments (e.g. gaming streaming on Twitch)
- Online gaming sites such as Roblox or Fortnite, where players can talk to each other while they play

Review: online safety quiz

5. What signs might suggest that a child is facing an online safety issue? List at least 3.

- The child may be spending more time online, or more time offline. This might be reported by their parents or carers. They might complain of being tired because they were online all night, or have their phone going off a lot
- They could have stronger emotional responses or outbursts to being online – for example, the child may get unusually angry, upset or distant after checking their phone or using their computer/tablet
- Being secretive about their use of the internet or a device – they may refuse to hand their phone in if it's part of school policy, or refuse to tell you what they get up to online
- The more general signs of sexual abuse that we saw earlier could indicate a child is being sexually abused online
- If a child tells you that they use their device unsupervised – for example, they play on their iPad when they go to bed – this could be a red flag
- General **changes in behaviour or mood**